


*Eastwood*<sup>®</sup>

DO THE JOB RIGHT.<sup>®</sup>

Item #16187

# **PAINTLESS DENT REMOVAL WEDGE AND BURNISHER KIT**


## **INSTRUCTIONS**



The **EASTWOOD PAINTLESS DENT REMOVAL WEDGE AND BURNISHER SET** includes six popular profiles of Burnishers, made of high-grade polymer, to level raised or protruding metal damage. The 8-1/2" polymer wedge easily spreads door window openings and other auto body crevice areas to provide hands-free access for most rod style dent removal tools and door unlocking rods. This kit is specifically designed to be used with the #16145 Paintless Dent Removal System.

## CONTENTS

- (1) 3/8" Radius, Polymer Burnisher
- (2) 3/16" Radius, Polymer Burnishers
- (1) 1/8" Flat-Faced, Polymer Burnisher
- (1) Bullet-Point Polymer Burnisher
- (1) 8-1/4" x 1-1/4" Polymer Wedge



**⚠ WARNING EYE INJURY HAZARD!**

Eye protection should be worn at all times when operating this tool. Use ANSI-approved safety glasses. Everyday eyeglasses are NOT safety glasses.

## BURNISHER USE

- Select the proper profile Burnisher that fits the damage. Set Burnisher on high spot and lightly tap on back with a wooden handle or other tool which allows light, controlled taps (**FIG 1**).
- Check results and repeat process if necessary.



# WEDGE USE


- The Wedge is used by carefully inserting the tapered edge into a vehicle door window opening along the outside of the glass and gently inserting along the length of the wedge until a desired spread is achieved (**FIG 2**). Rod-style dent removal tools (not included) may be inserted into the gap.



## **▲ NOTICE**

**Use extreme care not to break glass and or damage rubber weather seals.**

- An alternative use for the Wedge is to insert it between the upper door frame and body of a vehicle spreading the gap and allowing the insertion of unlocking rods (not included) (**FIG 3**).



## **▲ NOTICE**

**Use extreme care not to break glass, bend door frame or damage rubber weather seals.**

# ADDITIONAL ITEMS

- #16145 Eastwood Paintless Dent Removal Kit
- #31608 Eastwood 5" Paintless Dent Removal Suction Cup
- #10041Z Eastwood PRE Painting Prep
- #16143 Tru Power Microfiber Towel

---

**If you have any questions about the use of this product, please contact**

The Eastwood Technical Assistance Service Department: 800.343.9353 >> email: [techhelp@eastwood.com](mailto:techhelp@eastwood.com)

PDF version of this manual is available at [eastwood.com](http://eastwood.com)

The Eastwood Company 263 Shoemaker Road, Pottstown, PA 19464, USA

800.343.9353 [eastwood.com](http://eastwood.com)