

*Eastwood*<sup>®</sup>

DO THE JOB RIGHT.<sup>®</sup>

Item #31677

# CRIMP-RIGHT SOLDERLESS CONNECTOR CRIMPING KIT

## INSTRUCTIONS



The **EASTWOOD CRIMP-RIGHT SOLDERLESS CONNECTOR CRIMPER SET** offers a strong, even and positive crimp on all standard Spade, Ring and Butt connectors in the common Red (22-16 Gauge), Blue (16-14 Gauge) and Yellow (12-10 Gauge) sizes.

## CONTENTS

- (1) Cushion Grip, Ratcheting Crimping Tool
- (14) Red Ring Terminals, #6, AWG 22-16
- (13) Red Ring Terminals #8, AWG 22-16
- (13) Red Ring Terminals #10 AWG 22-16
- (12) Blue Ring Terminals, #6 AWG 16-14
- (12) Blue Ring Terminals #8, AWG 16-14
- (12) Blue Ring Terminals #10, AWG 16-14
- (25) Blue Ring Terminals 1/4", AWG 16-14
- (13) Yellow Ring Terminals #8, AWG 12-10
- (12) Yellow Ring Terminals #10, AWG 12-10
- (25) Red Butt Connectors AWG 22-16
- (25) Blue Butt Connectors AWG 16-14
- (25) Red Male Spade Disconnectors AWG 22-16
- (25) Blue Male Spade Disconnectors AWG 16-14
- (12) Yellow Male Spade Disconnectors AWG 12-10
- (25) Red Female Spade Disconnectors AWG 22-16
- (25) Blue Female Spade Disconnectors AWG 16-14
- (12) Yellow Female Spade Disconnectors AWG 12-10
- (25) Red Male Bullet Disconnectors AWG 22-16
- (25) Blue Male Bullet Disconnectors AWG 16-14
- (25) Red Female Bullet Disconnectors AWG 22-16
- (25) Blue Female Bullet Disconnectors AWG 16-14
- (25) Red Piggy Back Disconnectors AWG 22-16
- (25) Blue Piggy Back Disconnectors AWG 16-14
- (1) 10 Yard Roll Insulated Tape-Black, UL Listed
- (50) Cable Ties [2.5mm x100mm]
- (1) Partitioned Blow Molded Case

# SAFETY INFORMATION

The following explanations are displayed in this manual, on the labeling, and on all other information provided with this product:

## **DANGER**

DANGER indicates a hazardous situation which, if not avoided, will result in death or serious injury.

## **WARNING**


WARNING indicates a hazardous situation which, if not avoided, could result in death or serious injury.

## **CAUTION**

CAUTION used with the safety alert symbol, indicates a hazardous situation which, if not avoided, could result in minor or moderate injury.

## **NOTICE**

NOTICE is used to address practices not related to personal injury.



### **READ INSTRUCTIONS**

- Thoroughly read and understand this instruction manual before use. Save manual for future reference to safety warnings and operating procedures.
- Failure to follow all warnings can result in tool damage or physical injury.



### **CAUTION** **EXPLOSION HAZARD**

- Always wear ANSI approved eye protection when operating this tool.
- To prevent injury, keep fingers away from the jaw opening area and all moving parts while operating.






# OPERATION



- If Crimping Tool is closed, squeeze handles together completely to override ratchet mechanism and release it. Tool will open.
- Strip end of wire to expose 3/16" - 3/8" [5-9mm] (FIG 1).
- Slip stripped wire into metal sleeve portion of Crimp Connector or Terminal (FIG 2).
- Place the appropriate wire gauge sized Crimp Connector; Red (22-16 AWG), Blue (16-14 AWG) or Yellow (12-10 AWG) into the corresponding color notch of the Jaws (FIG 3).

## **⚠ CAUTION**

Keep fingers away from moving parts of the Crimp Tool to avoid being pinched.



- Slowly apply pressure to the handles and pull them together. The moveable handle will ratchet in as it is closed (**FIG 4**).
- Close handles completely and squeeze until the ratchet releases.
- Remove completed crimped wire and Connector or Terminal assembly from the tool.
- The wire crimp is now complete (**FIG 5**).







---

**If you have any questions about the use of this product, please contact**

The Eastwood Technical Assistance Service Department: 800.343.9353 >> email: [techelp@eastwood.com](mailto:techelp@eastwood.com)

PDF version of this manual is available online >> [eastwood.com/31677manual](http://eastwood.com/31677manual)

The Eastwood Company 263 Shoemaker Road, Pottstown, PA 19464, USA

US and Canada: 800.343.9353 Outside US: 610.718.8335

Fax: 610.323.6268 [eastwood.com](http://eastwood.com)